

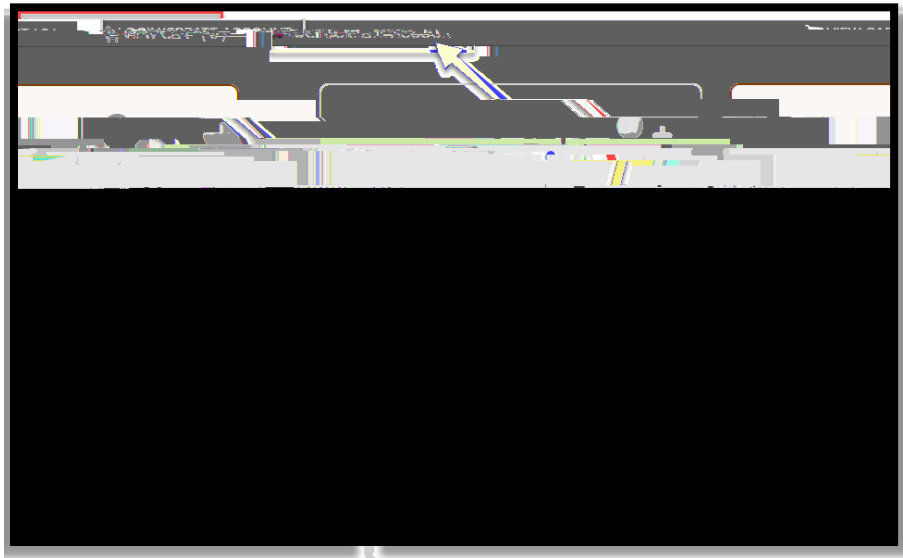
Your SHRM Learning System will be mailed to your address approximately one week before the start date of the course (for early and standard registration). You will receive an email from Dr. Weinstein with information about the course, your instructors, and course materials approximately two weeks before the start of the course. If you have additional questions visit www.wilmu.edu/shrm or shrm@wilmu.edu.

Log-In to Canvas

In addition to the SHRM Learning System, you will also have access to your continuing education student account and a Canvas Course where your instructor will post relevant meeting links, and course content. After you have registered, navigate to the site listed below and log in to your student account.

<https://continuinged.wilmu.edu/>

1. Click “**LOGIN/CREATE ACCOUNT**” or “**Login to Your Account**”



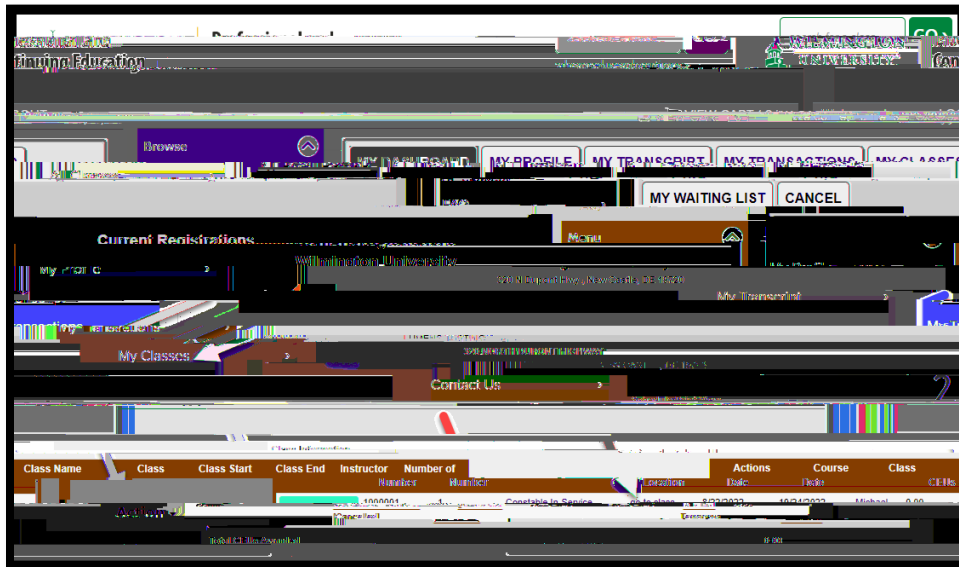
2. Upon first visit after your profile is created, you will need to change the “**User Type**” dropdown to the correct type. It will default to the User Type last selected for future visits. Select “**Student**”. Once the appropriate User Type is selected, fill in the “**Username**” & “**Password**” fields, then click “**Sign In**”. If you do not remember your username or password, use the corresponding links below each field to reset the username or password.



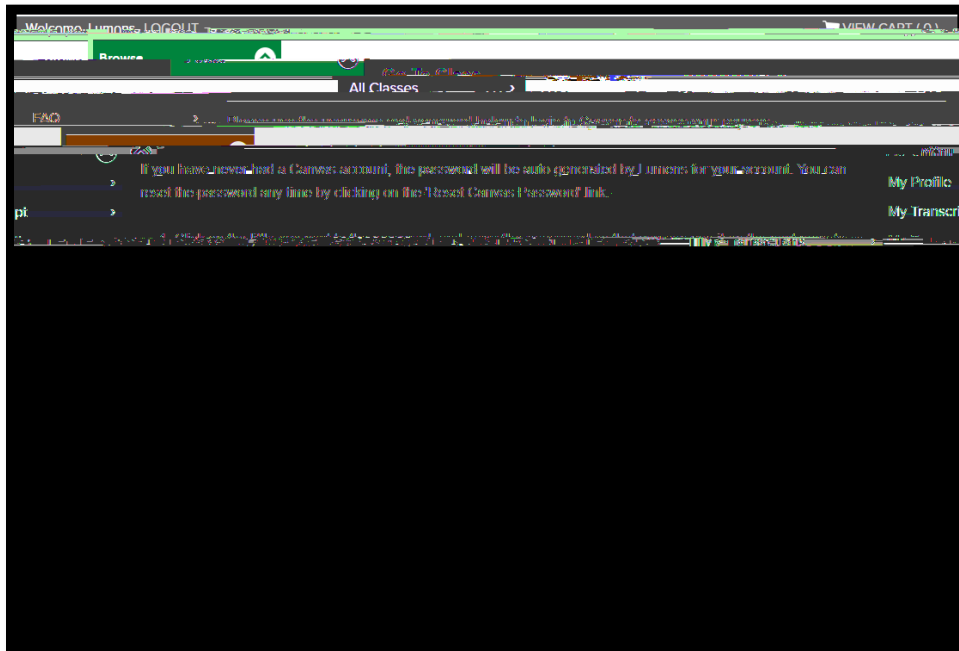
Logging- In for a SHRM Canvas Course

Navigating your Student Profile

Logging- In for a SHRM Canvas Course



- The system creates a Canvas password for you to use, so you can click the eye icon to the right of the password to view it, and then copy the password, and click **Go to Canvas**. Note: If you are a current student, staff, faculty, or alumni. This Canvas Username and Password are not connected to MyWilmU.

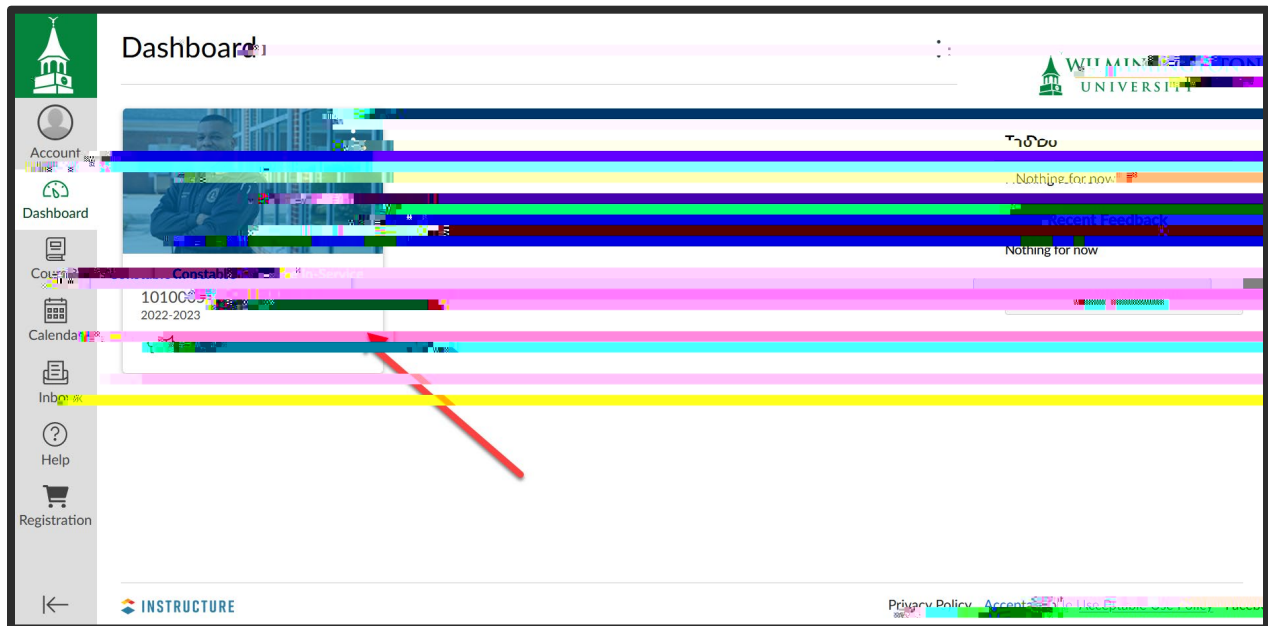


Logging- In for a SHRM Canvas Course

Logging- In for a SHRM Canvas Course



4. After logging into Canvas, you will see your Canvas course on the Canvas Dashboard. Select the course tile to enter the course and view content.





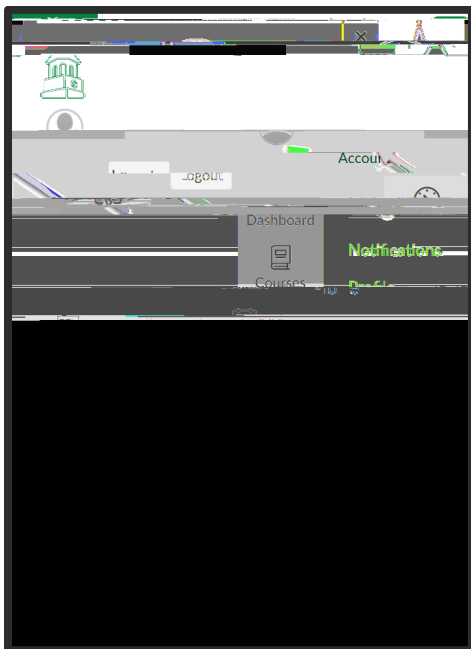
Logging- In for a SHRM Canvas Course

Canvas Mobile App for Continuing Ed Courses

If you are interested in using the Canvas mobile app to access your continuing education course download the app here: <https://www.wilmu.edu/canvas/mobile.aspx>

Please note that continuing education courses are housed in a separate instance of Canvas than our for-credit courses. Students using the Canvas mobile app to access for-credit courses will need to **log-out of their for-credit account to access their continuing education Canvas account.**

Login to your Canvas continuing education account using the instructions listed above on a PC. Then select **“Account”** and **“QR for Mobile Login”**.



From the mobile app on your device, select the option **“QR Login”**. Using your mobile device, scan the QR code provided on your PC. This will login the user into the Canvas Mobile App.

For more information on using the Canvas App for your online courses visit: <https://www.wilmu.edu/canvas/mobile.aspx>